

2016 NAVIGATION/MULTIMEDIA Receiver Firmware Update Guide

Introduction

- This document describes the procedure and precautions for upgrading the 2016 NAVIGATION/MULTIMEDIA receiver firmware.
- If an error occurs while you are updating the firmware, the 2016 NAVIGATION/MULTIMEDIA receiver may become unusable. Be sure to read the following procedure and precautions carefully before updating the firmware.

Target Model and Firmware Version

The updater can be used for the firmware versions of the models shown below.

Target models	Updated versions
DNX8160DABS, DNX716WDABS, DNX5160DABS, DNX516DABS	S_V1_0_1060_0000

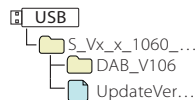
Work Flow

- Step 1. Download the firmware files, and copy them to USB memory.
- Step 2. Update the firmware. **(It takes about 2 minutes.)**
Reset the unit.

Creating the Update Media

Create the update media on your PC.

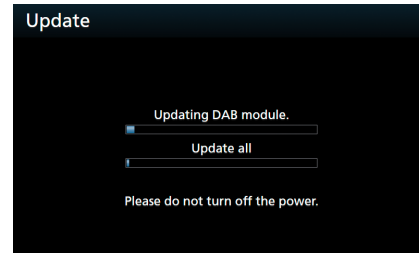
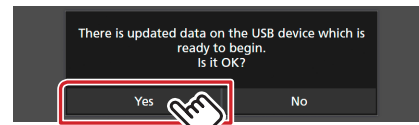
1. Download the Updates from the Web site.
2. Decompress the downloaded file.
3. Copy the decompressed file to the top of hierarchy in USB memory.



- USB memory
File system: FAT 16/32
- Do not copy the updater to a device containing audio files. Blank USB memory is highly recommended.
- Update cannot be performed if it is copied inside a folder.
- If the updater file name is changed, update cannot be performed.

Updating the Program

1. Connect the USB memory.
The confirmation message appears.
2. Touch [Yes] to update starts. (It takes about 2 minutes.)



Caution: The screen may go blank for a few seconds. Do not unplug the USB memory or Power Off the unit during the Update Procedure.

3. System Reboot & Software Update Screens
4. Once the "Update completed." screen is displayed, remove the USB memory.

Precautions

- Update cannot be performed with other media.
- Be sure to park the vehicle in a safe place before updating. Keep the engine running in order to prevent battery from running out.
- Do not turn off the engine or Navigation/Multimedia receiver power while updating. Update cannot be performed correctly and the Navigation/Multimedia receiver may become unusable.