
















INSTRUCTION MANUAL LIST

UHF FM TRANSCEIVER TK-3501

To download the instruction manual data, click **[View]** and save the PDF file.

Model Name	Contents	Language	File View	File Number
TK-3501	USER GUIDE			
	PREPARATION <ul style="list-style-type: none"> • INSTALLING/ REMOVING THE BATTERY PACK • INSTALLING THE CAP OVER THE SPEAKER/ MICROPHONE JACKS • CHARGING THE BATTERY PACK 	English French Spanish Italian German Dutch Turkish Greek Portuguese	 View	B5A-0020-10_01
	INSTRUCTION MANUAL			
	ORIENTATION FUNCTION DESCRIPTIONS CHANNEL SETUP MODE PROGRAMMABLE FUNCTIONS TROUBLESHOOTING GUIDE OPTIONAL ACCESSORIES	English	 View	B62-2606-10
		French	 View	B5A-0527-10
		Español	 View	B5A-0526-10
		Italian	 View	B5A-0529-10
German		 View	B5A-0528-10	
Dutch	 View	B5A-0530-10		

UHF DIGITAL TRANSCEIVER TK-3601D

TK-3601D	USER GUIDE			
	PREPARATION <ul style="list-style-type: none"> • INSTALLING/ REMOVING THE BATTERY PACK • INSTALLING THE CAP OVER THE SPEAKER/ MICROPHONE JACKS • CHARGING THE BATTERY PACK 	English French Spanish Italian German Dutch Turkish Greek Portuguese	 View	B5A-2555-10_01
	USER MANUAL			
	ORIENTATION BASIC OPERATION CHANNEL MENU MODE FRONT PANEL PROGRAMMING MODE FUNCTION SETTING MODE BOTTON ASSIGMENT MODE BACKGROUND OPERATIONS RESETTING THE TRANSCEIVER OPTIONALS TROUBLESHOOTING GUIDE SPECIFICATIONS	English	 View	B5A-2559-00_00_EN
		French	 View	B5A-2559-00_00_FR
		Español	 View	B5A-2559-00_00_ES
		Italian	 View	B5A-2559-00_00_IT
		German	 View	B5A-2559-00_00_DE
Dutch		 View	B5A-2559-00_00_NL	
Portuguese	 View	B5A-2559-00_00_PT		